

535512-4 ✓ ACTIVE

AMPMODU | [Modu Connector System](#)


TE Internal #: 535512-4

PCB Mount Receptacle, Right Angle, Board-to-Board, 34 Position,  
2.54 mm [.1 in] Centerline, Gold, Through Hole - Solder, Signal,  
Modu Connector System

[View on TE.com >](#)



Connectors > PCB Connectors > PCB Headers & Receptacles



PCB Connector Assembly Type: **PCB Mount Receptacle**

PCB Mount Orientation: **Right Angle**

Connector System: **Board-to-Board**

Number of Positions: **34**

Number of Rows: **2**

## Features

### Product Type Features

|                                   |                       |
|-----------------------------------|-----------------------|
| Applied Pressure                  | High, Standard        |
| PCB Connector Assembly Type       | PCB Mount Receptacle  |
| Connector System                  | Board-to-Board        |
| Sealable                          | No                    |
| Connector & Contact Terminates To | Printed Circuit Board |

### Configuration Features

|                       |             |
|-----------------------|-------------|
| Stackable             | Yes         |
| PCB Mount Orientation | Right Angle |
| Number of Positions   | 34          |
| Number of Rows        | 2           |

### Electrical Characteristics

|                                       |         |
|---------------------------------------|---------|
| Dielectric Withstanding Voltage (Max) | 750 VAC |
| Insulation Resistance                 | 5000 MΩ |
| Operating Voltage                     | 333 VAC |

### Body Features

|                       |          |
|-----------------------|----------|
| Connector Profile     | Standard |
| Primary Product Color | Black    |

### Contact Features



|  |                      |
|--|----------------------|
| Contact Protection Type                        | Closed Entry Housing |
| Contact Mating Area Length                     | 3 mm[.1 in]          |
| Mating Square Post Dimension                   | .64 mm[.025 in]      |
|  | 10 µin               |
| Contact Shape & Form                           | Short Point          |
| PCB Contact Termination Area Plating Material  | Tin-Lead             |
| Contact Base Material                          | Phosphor Bronze      |
| Contact Mating Area Plating Material           | Gold                 |
| Contact Mating Area Plating Material Thickness | .762 µm[30 µin]      |
| Contact Type                                   | Socket               |
| Contact Current Rating (Max)                   | 2 A                  |

#### Termination Features

|   |                       |
|---|-----------------------|
| Rectangular Termination Post & Tail Thickness | .2 mm[.008 in]        |
| Rectangular Termination Post & Tail Width     | .69 mm[.027 in]       |
| Termination Post & Tail Length                | 2.92 mm[.115 in]      |
| Termination Method to Printed Circuit Board   | Through Hole - Solder |

#### Mechanical Attachment

|                         |             |
|-------------------------|-------------|
| Mating Alignment        | Without     |
| PCB Mount Retention     | Without     |
| PCB Mount Alignment     | Without     |
| Connector Mounting Type | Board Mount |

#### Housing Features

|                       |                |
|-----------------------|----------------|
| Mating Entry Location | Side           |
| Centerline (Pitch)    | 2.54 mm[.1 in] |
| Housing Material      | Polyester - GF |

#### Dimensions

|                             |                              |
|-----------------------------|------------------------------|
| Connector Height            | 6.05 mm[.238 in]             |
| Row-to-Row Spacing          | 2.54 mm, 7.87 mm[.31 in]     |
| Stack Height                | 8.13 mm[.32 in]              |
| PCB Thickness (Recommended) | 1.4 – 2.4 mm[.055 – .094 in] |

#### Usage Conditions

|                            |      |
|----------------------------|------|
| Housing Temperature Rating | High |
|----------------------------|------|



Operating Temperature Range -65 – 105 °C[-85 – 221 °F]

### Operation/Application

|                        |                |
|------------------------|----------------|
| Solder Process Feature | Board Standoff |
| Circuit Application    | Signal         |

### Industry Standards

|                        |                       |
|------------------------|-----------------------|
| Approved Standards     | CSA LR7189, UL E28476 |
| UL Flammability Rating | UL 94V-0              |

### Packaging Features

|                    |           |
|--------------------|-----------|
| Packaging Quantity | 13        |
| Packaging Type     | Box, Tube |

### Product Compliance

[For compliance documentation, visit the product page on TE.com>](#)

|   |   |
|---|---|
| EU RoHS Directive 2011/65/EU                  | Compliant   |
| EU ELV Directive 2000/53/EC                   | Compliant   |
| China RoHS 2 Directive MIIT Order No 32, 2016 | No Restricted Materials Above Threshold   |
| EU REACH Regulation (EC) No. 1907/2006        | Current ECHA Candidate List: JUNE 2022 (224)<br>Candidate List Declared Against: JUNE 2022 (224)<br>Does not contain REACH SVHC |
| Halogen Content                               | Not Low Halogen - contains Br or Cl > 900 ppm.  |
| Solder Process Capability                     | Reflow solder capable to 260°C  |

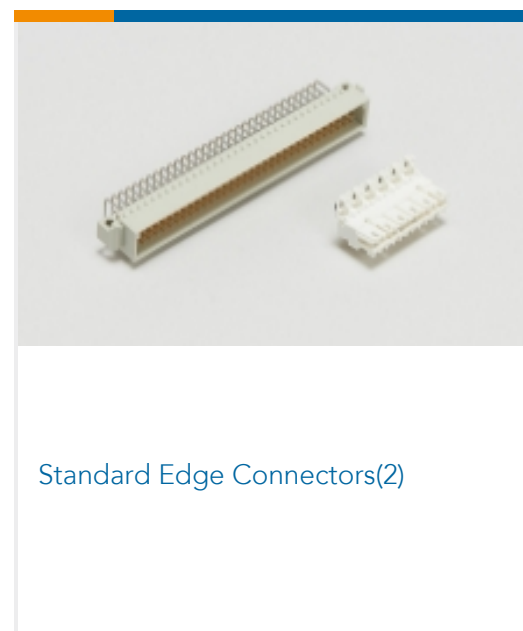
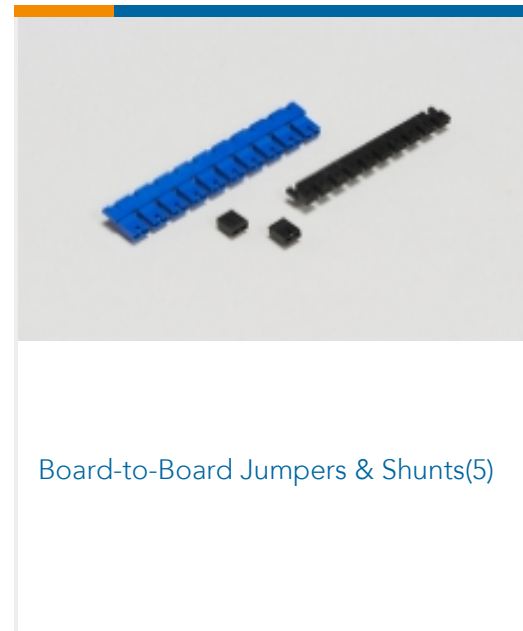
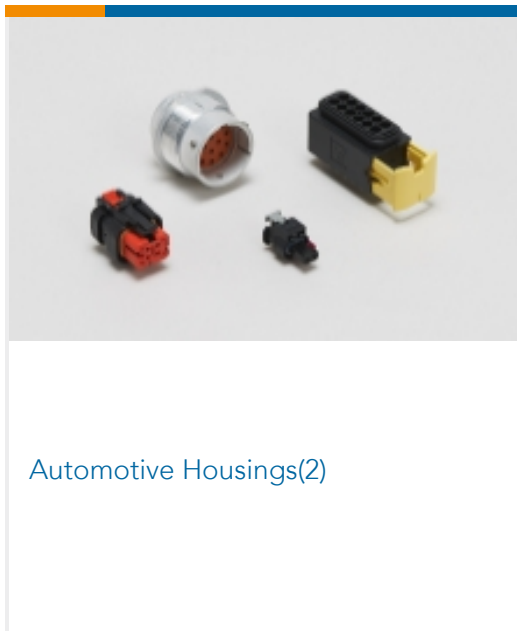
#### Product Compliance Disclaimer

This information is provided based on reasonable inquiry of our suppliers and represents our current actual knowledge based on the information they provided. This information is subject to change. The part numbers that TE has identified as EU RoHS compliant have a maximum concentration of 0.1% by weight in homogenous materials for lead, hexavalent chromium, mercury, PBB, PBDE, DBP, BBP, DEHP, DIBP, and 0.01% for cadmium, or qualify for an exemption to these limits as defined in the Annexes of Directive 2011/65/EU (RoHS2). Finished electrical and electronic equipment products will be CE marked as required by Directive 2011/65/EU. Components may not be CE marked. Additionally, the part numbers that TE has identified as EU ELV compliant have a maximum concentration of 0.1% by weight in homogenous materials for lead, hexavalent chromium, and mercury, and 0.01% for cadmium, or qualify for an exemption to these limits as defined in the Annexes of Directive 2000/53/EC (ELV). Regarding the REACH Regulation, the information TE provides on SVHC in articles for this part number is based on the latest European Chemicals Agency (ECHA) 'Guidance on requirements for substances in articles' posted at this URL: <https://echa.europa.eu/guidance-documents/guidance-on-reach>

### Compatible Parts



## Also in the Series | Modu Connector System



## Documents

### Product Drawings

#### 34 MODII HORZ DR CE

English

### CAD Files

#### Customer View Model

[ENG\\_CVM\\_535512-4\\_Y1.3d\\_igs.zip](#)

English

#### Customer View Model

[ENG\\_CVM\\_535512-4\\_Y1.2d\\_dxf.zip](#)

English

#### Customer View Model

[ENG\\_CVM\\_535512-4\\_Y1.3d\\_stp.zip](#)

English

### 3D PDF

English

535512-4

PCB Mount Receptacle, Right Angle, Board-to-Board, 34 Position, 2.54 mm [.1 in]  
Centerline, Gold, Through Hole - Solder, Signal, Modu Connector System



By downloading the CAD file I accept and agree to the [Terms and Conditions](#) of use.

[Product Specifications](#)

[Application Specification](#)

English